



ES 5.0X20 16X44



GR 1500 B&W



GR 2500 B&W



EXAGONAL



LOUVER 70-20



**MALLA DESPLEGADA**

Mod.	Descripción.
MDE25181.20PR	Malla desp. E2518 pr 1.20 perf.
MDG33181.20PR	Malla desp. G3318 1.20 perf.
MDG34161.20PR	Malla desp. G3416 pr 1.20 perf.
MDD1518/D2018	Malla desple. D-1.5-18 * d20-18.
MDD1522/D1822	Malla desple. D-15-22 * 18-22.
MDD1920/D1520	Malla desple. D-19-20/d-1.5-20.
MDE2018/E2518	Malla desple. E-2.0-18 * 25-18.
MDE2020/E2420	Malla desple. E-2.0-20/e-24-20.
MDE2016/E2616	Malla desple. E-20-16 * 26-16.
MDG2516/G3916	Malla desple. G 25-16 * 39-16.
MDG3512/1.20	Malla desple. G 35 -14* 1.20-18.
MDG2516/G3416	Malla desple. G-2.5 / g-34-16.
MDG2514PAC/G3414	Malla desple. G-2.5-14 p ac (g35-14 pr).
MDG3318X1.20	Malla desple. G-33 18 x 1.20.
MDG3318/G2518	Malla desple. G-33-18/g-2, 5-18.
MDG3416X1.20	Malla desple. G-34 16 x 1.20.
MDG3514	Malla desple. G-3514 mr.
MDG3514/G2514	Malla desple. G-fam35-14/g-2, 5-14.
MDH3012/H4012	Malla desple. H-3.0-12 * 4012 90.
MDH3012/H4012P1.20	Malla desple. H-3.0-12 * 4012 pl 1.20.
MDH3014/H3914	Malla desple. H-3.0-14 * 39-14.
MDH3016/H3816	Malla desple. H-30-16 * 38-16.
MDH3018/H3718	Malla desple. H-30-18 * 37-18.
MDH4012	Malla desple. H-4012 mr 1.20.
MDH4012PR	Malla desple. H-40-12 pl .90.
MDJ4012/J4712	Malla desple. J-4.0-12 * 4712.
MDJ4010/J4810	Malla desple. J4010/j4810.
MDJ4012X1.20	Malla desple. J-4012 x 1.20
MDJ4810X.91	Malla desple. J-4810 pr 91 cm.
MDJ4810X1.20	Malla desple. J-48-10 x 1.20.



MDG2516/G3416




MDG3318/G2518




MDH3014/H3914




MDJ4010/J4810



MMG91X2.14MZC26



MMGAB.91X2.14C26



MMGAL91.5X2.14C24



LAMINA PERFORADA



MRP1.22X2



PROTECTO REJA ALCATRAZ